

Cd19-IRES-DTRGFP

Nomenclature	C57BL/6Smoc- <i>Cd19</i> ^{em2(IRES-DTRGFP)Smoc}
Cat. NO.	NM-KI-190042
Strain State	Embryo cryopreservation

Gene Summary

Gene Symbol CD19	Synonyms	AW495831
	NCBI ID	12478
	MGI ID	88319
	Ensembl ID	ENSMUSG00000030724
	Human Ortholog	CD19

Model Description

A IRES-DTRGFP expression cassette was knocked into the Cd19 gene stop codon site.

Research Application: DTR mouse

*Literature published using this strain should indicate: Cd19-IRES-DTRGFP mice (Cat. NO. NM-KI-190042) were purchased from Shanghai Model Organisms Center, Inc..

Validation Data

Validation data of EGFP expression

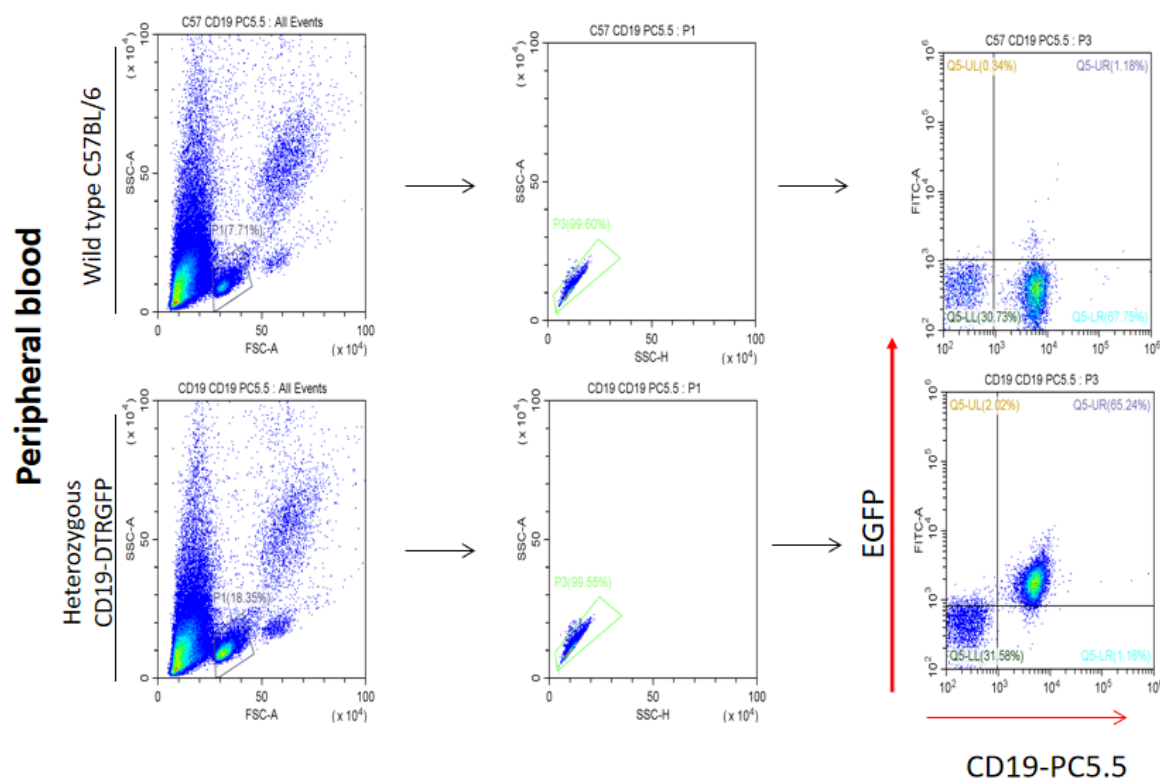


Fig1. Validation EGFP expression in PBMC by FACS. (Cooperation with CrownBio)

Validation data of DTR function

Heterozygous Cd19-IRES-DTRGFP mice and C57BL/6 mice were inoculated with MC38 colon cancer cells. After the tumors grew to 100 mm³, the Cd19-IRES-DTRGFP mice were injected with Diphtheria toxin.

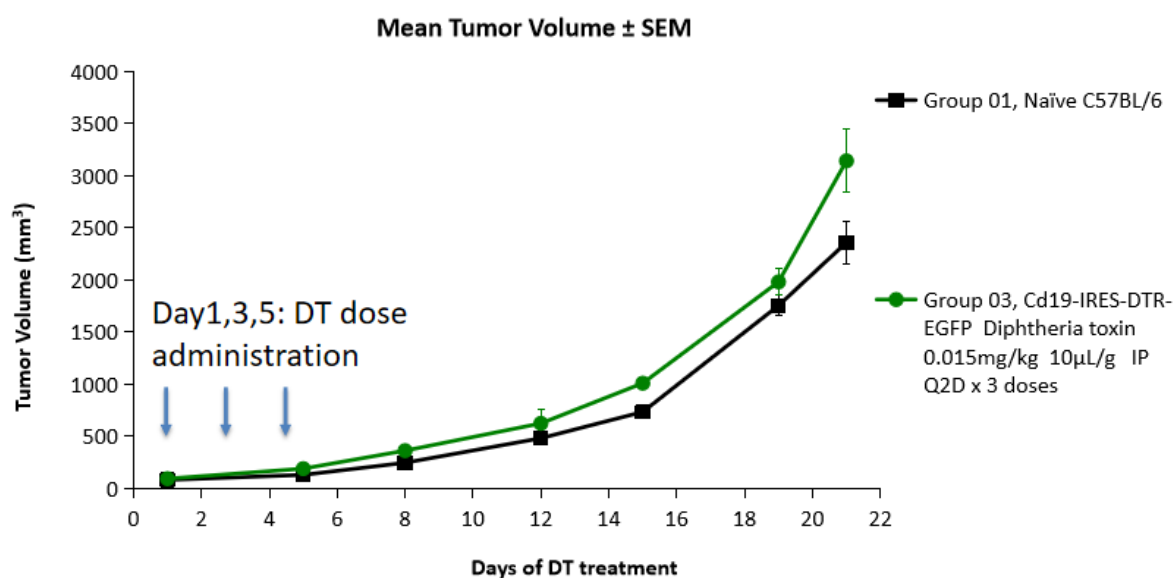


Fig2. The growth of MC38 tumors in Heterozygous Cd19-IRES-DTRGFP mice and C57BL/6 mice. (Cooperation with CrownBio)

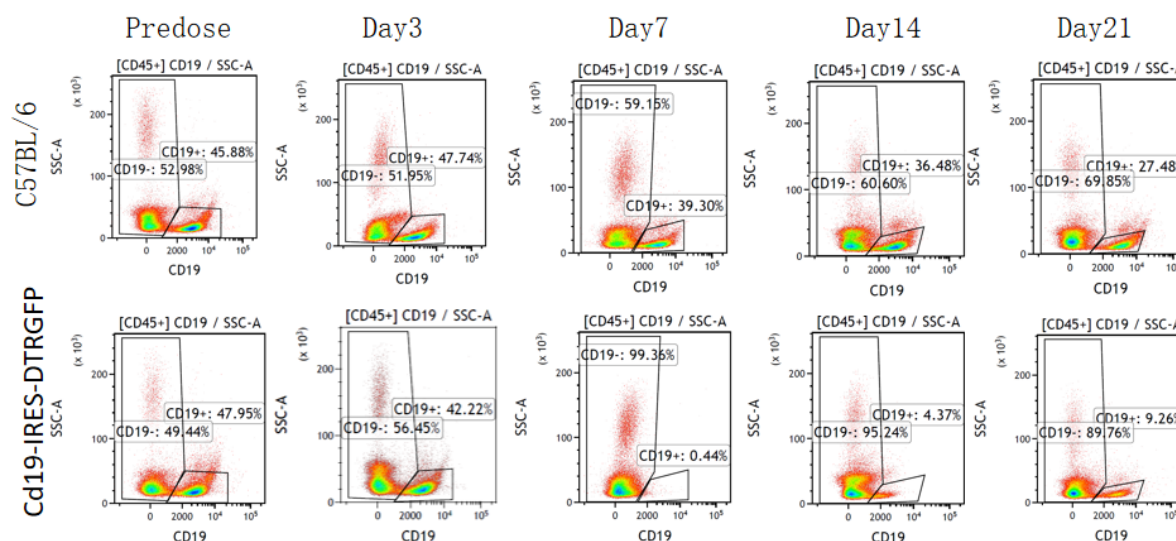


Fig3. The percent of CD19+ cell in peripheral blood of MC38 tumor-bearing Cd19-IRES-DTRGFP mice and C57BL/6 mice is detected by FACS. (Cooperation with CrownBio)

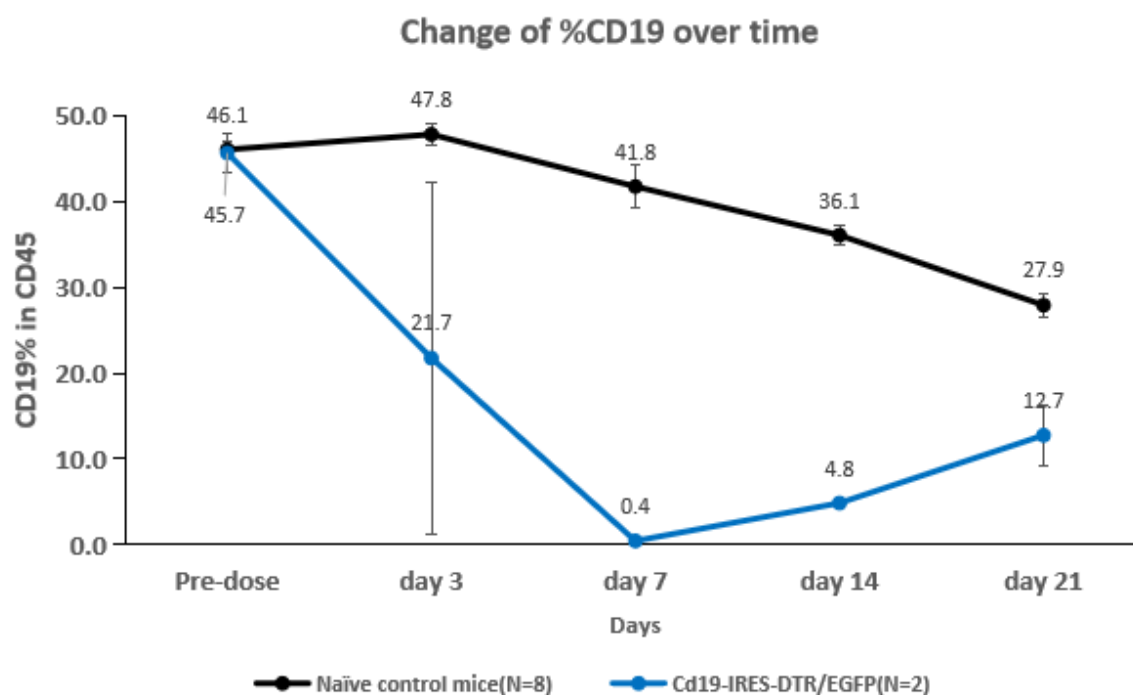


Fig4. The percent of CD19+ cell in peripheral blood of MC38 tumor-bearing Cd19-IRES-DTRGFP mice and C57BL/6 mice is detected by FACS. (Cooperation with CrownBio)