

hMERTK

Nomenclature	C57BL/6Smoc- <i>Mertk</i> ^{em1(hMERTK)/Smoc}
Cat. NO.	NM-HU-2000031
Strain State	Embryo cryopreservation

Gene Summary

Gene Symbol Mertk	Synonyms	Eyk; Mer; Nyk; nmf12
	NCBI ID	17289
	MGI ID	96965
	Ensembl ID	ENSMUSG00000014361
	Human Ortholog	MERTK

Model Description

The endogenous mouse *Mertk* gene was replaced by human MERTK gene.

Research Application: Immunotherapy, drug screening

*Literature published using this strain should indicate: hMERTK mice (Cat. NO. NM-HU-2000031) were purchased from Shanghai Model Organisms Center, Inc..

Validation Data

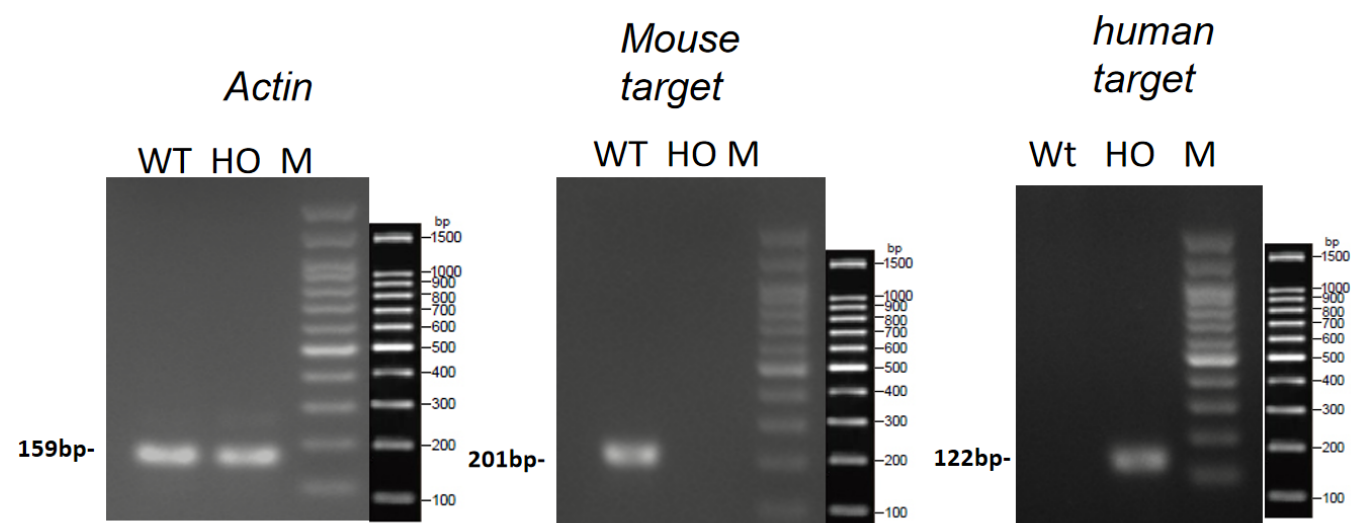


Fig1. Detection of MERTK expression by RT-PCR.

Wild type: only one band at 201 bp with primers F2/R2(mMertk);

Homozygous: only one band at 122 bp with primers F1/R1(hMERTK);

Abbr.. M, DNA marker; HO, homozygous; HE, heterozygous; WT, wild type.

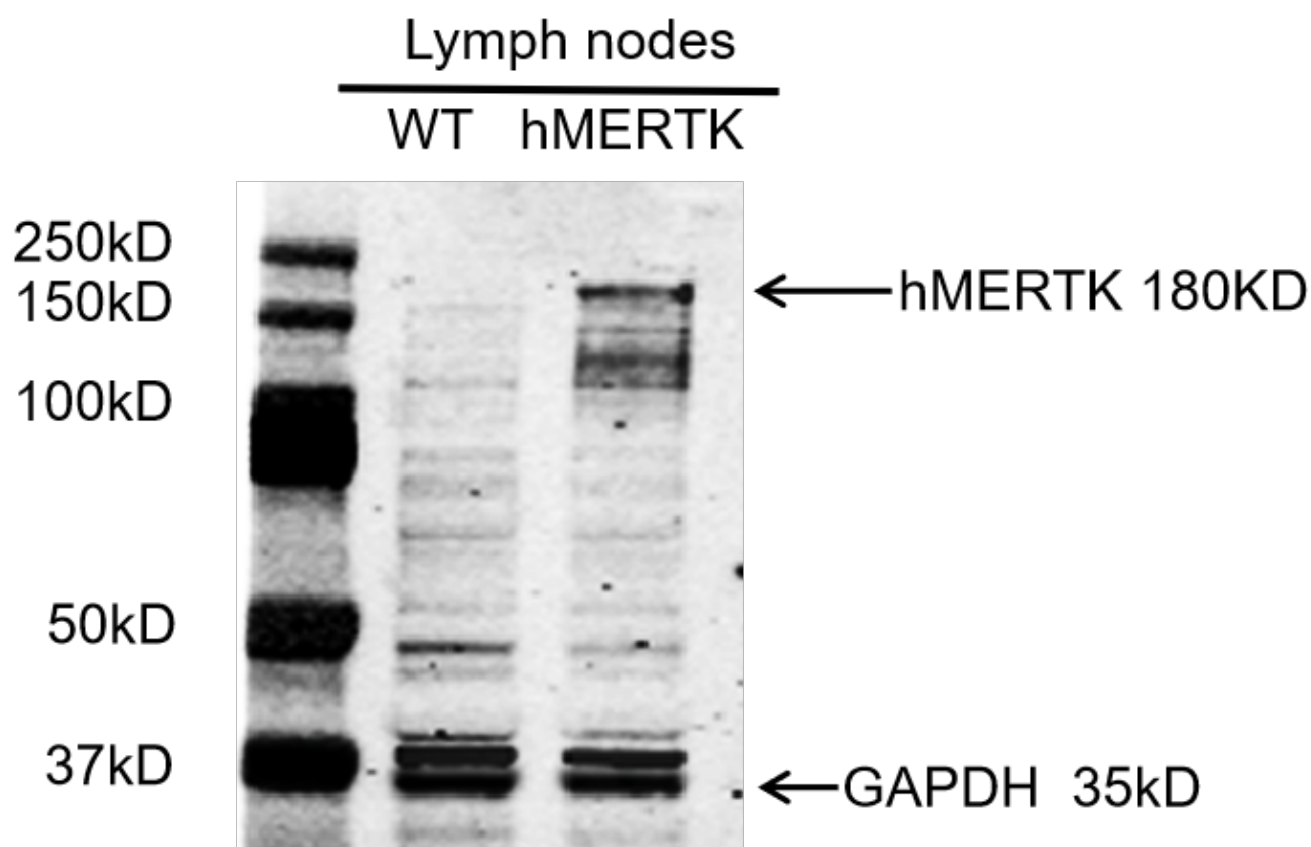


Fig2. Human MERTK expression on lymph nodes is confirmed by Western Blot in the humanized MERTK mice.

Human MERTK expresses on lymph nodes in the humanized MERTK mice.

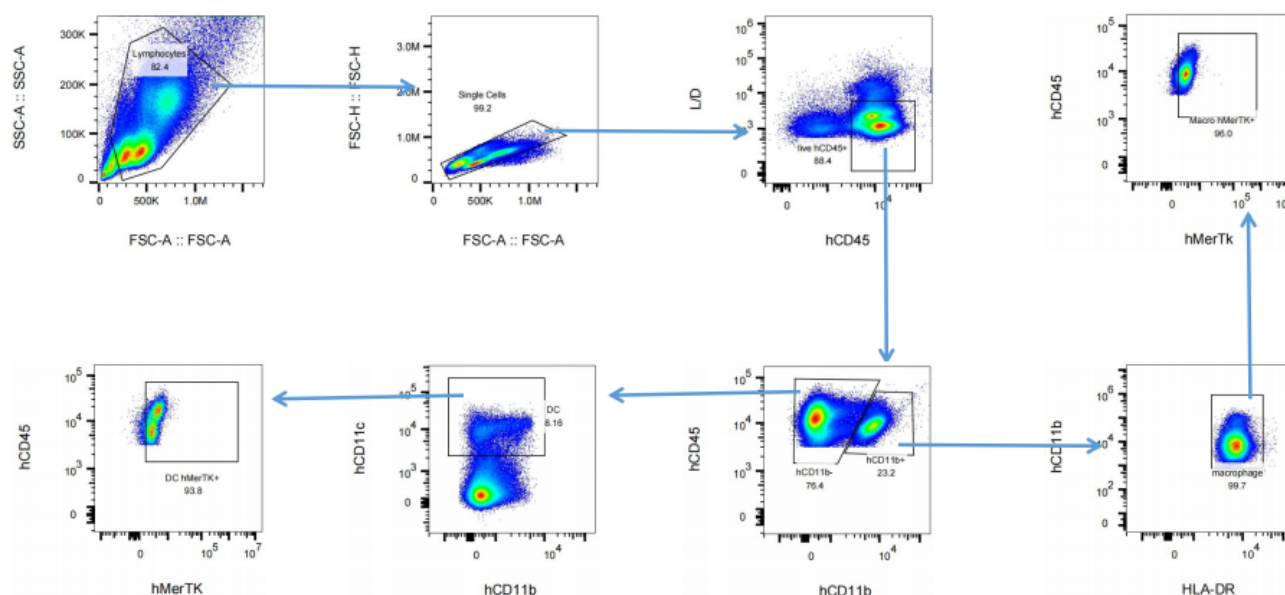


Fig3. Detection of hMerTK expression on human PBMC.

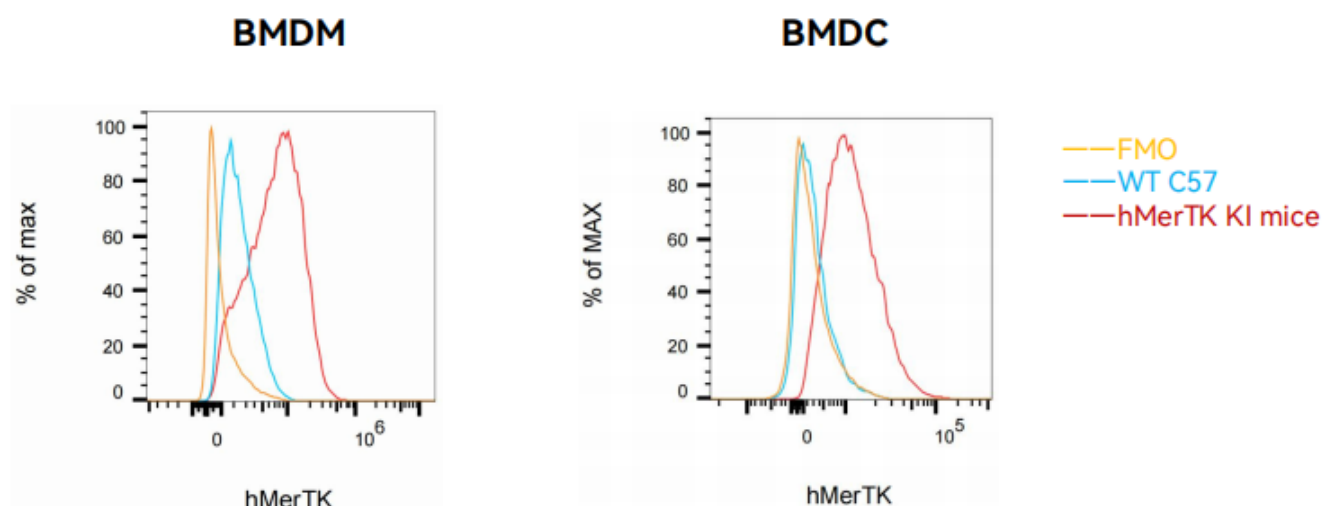


Fig4. Detection of hMerTK expression on BMDM and BMDC in hMerTK KI mice.

Abbr. BMDM, Bone Marrow Derived Macrophage; BMDC, Bone Marrow Derived Dendritic cell.

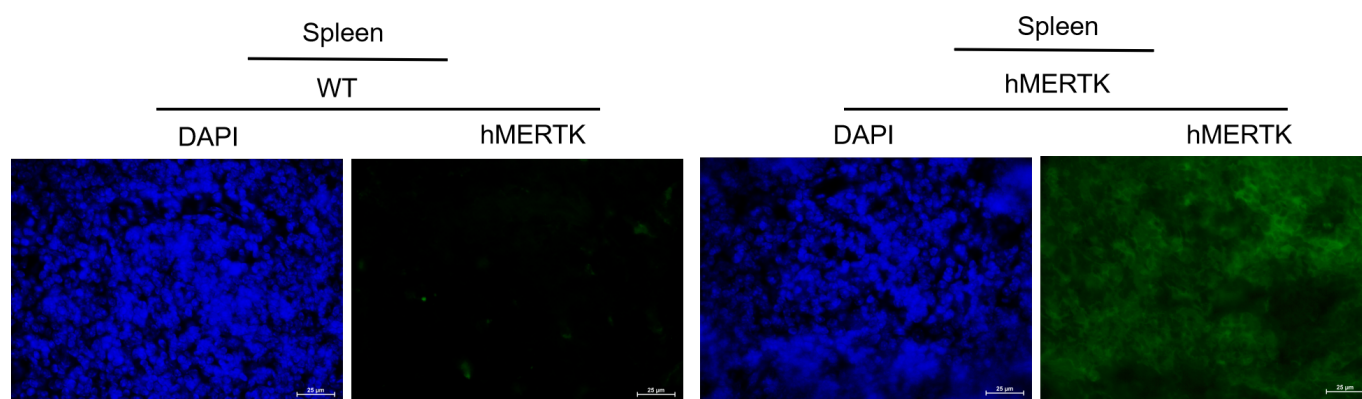


Fig5. Human MERTK expression on spleen cells is confirmed by immunofluorescence in the humanized MERTK mice.

Human MERTK expresses obviously on spleen cells in the humanized MERTK mice.

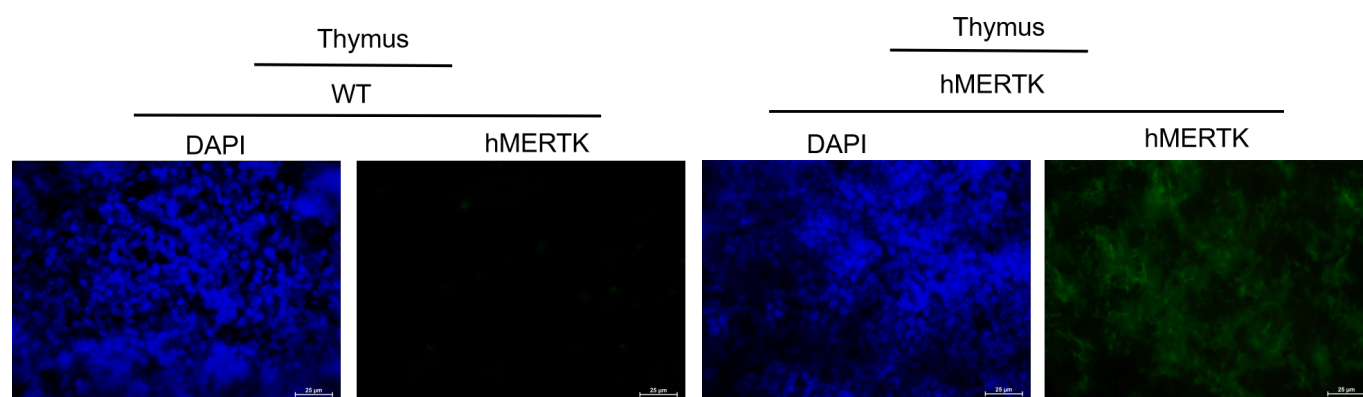


Fig6. Human MERTK expression on thymus is confirmed by immunofluorescence in the humanized MERTK mice.

Human MERTK expresses obviously on thymus in the humanized MERTK mice.