

hPVRIG

Nomenclature	C57BL/6Smoc- <i>Pvrig</i> ^{em1(hPVRIG)/Smoc}
Cat. NO.	NM-HU-210008
Strain State	Repository Live

Gene Summary

Gene Symbol Pvrig	Synonyms	Gm36869
	NCBI ID	102640920
	MGI ID	5596028
	Ensembl ID	ENSMUSG00000109713
	Human Ortholog	PVRIG

Model Description

The endogenous mice *Pvrig* gene was replaced by human PVRIG gene While hPVRIG(2)(Stock No.NM-HU-215013) mice function similarly to hPVRIG mice, for more detailed information please contact our technical advisor.

Research Application: drug screening

*Literature published using this strain should indicate: hPVRIG mice (Cat. NO. NM-HU-210008) were purchased from Shanghai Model Organisms Center, Inc..

Validation Data

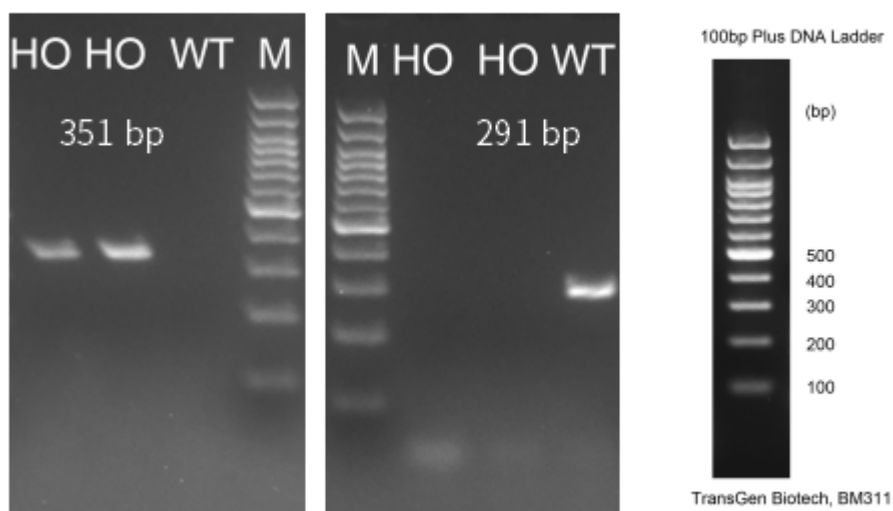


Fig1. Detection of PVRIG expression in spleen by RT-PCR.

Wild type: only one band at 291 bp with primers F1/R1(mPvrig); Homozygous: only one band at 351 bp with primers F2/R2(hPVRIG); Abbr. M, DNA marker; HO, homozygous; WT, wild type.

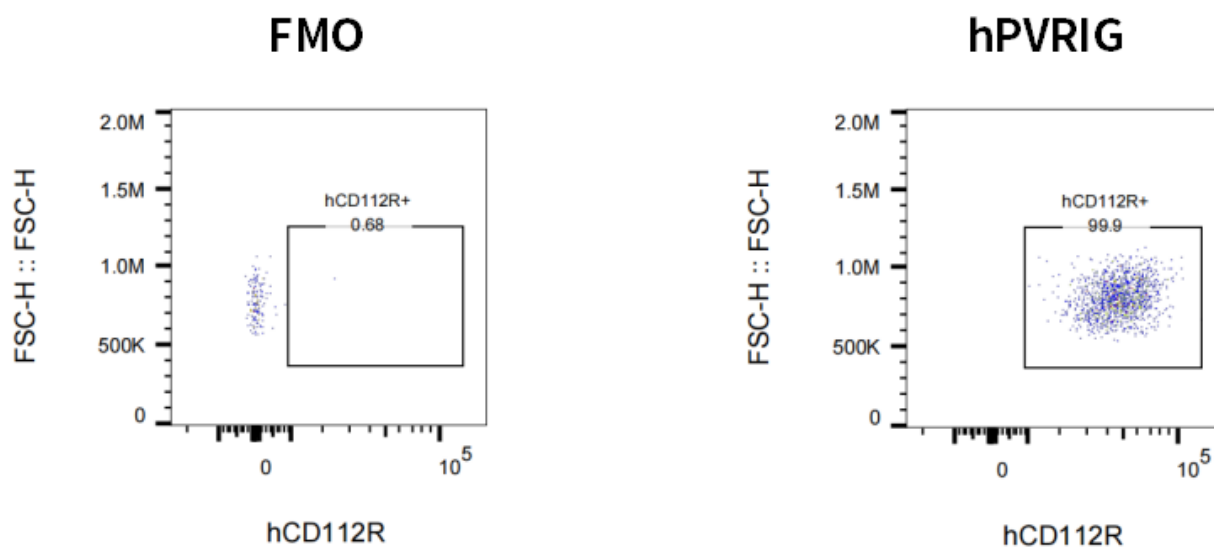


Fig2. Detection of hPVRIG expression in Daudi cells.

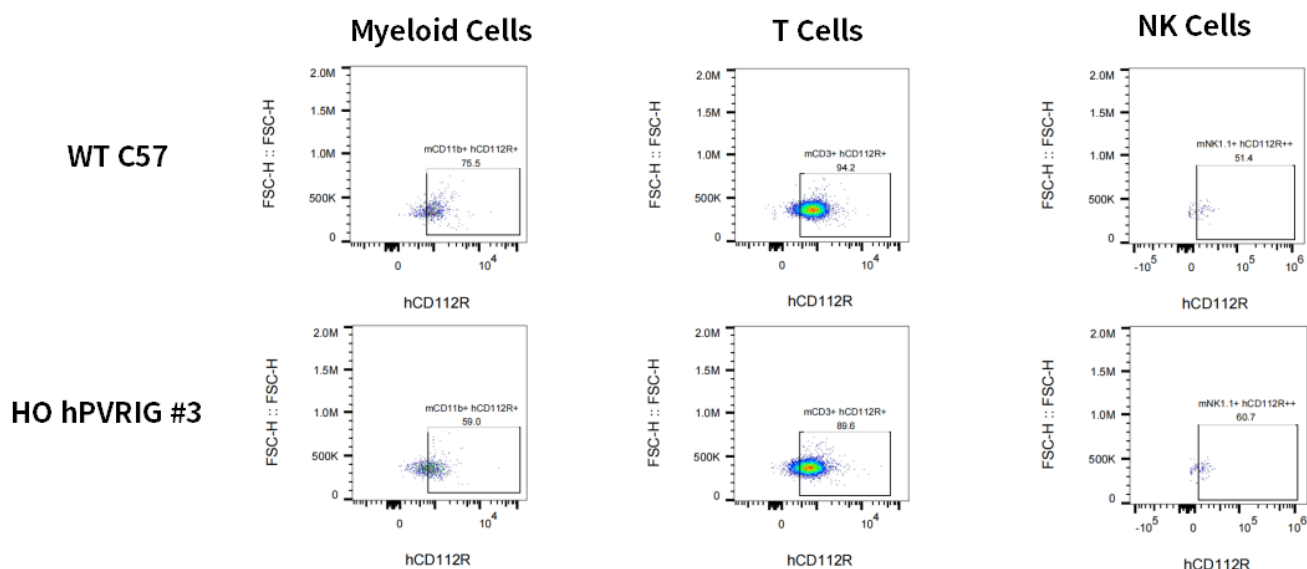


Fig3. Detection of hPVRIG expression in Spleen in hPVRIG KI mice.

Note. The anti-human CD112R (PVRIG) Antibody cross-reacted with mPVRIG and humanized PVRIG.

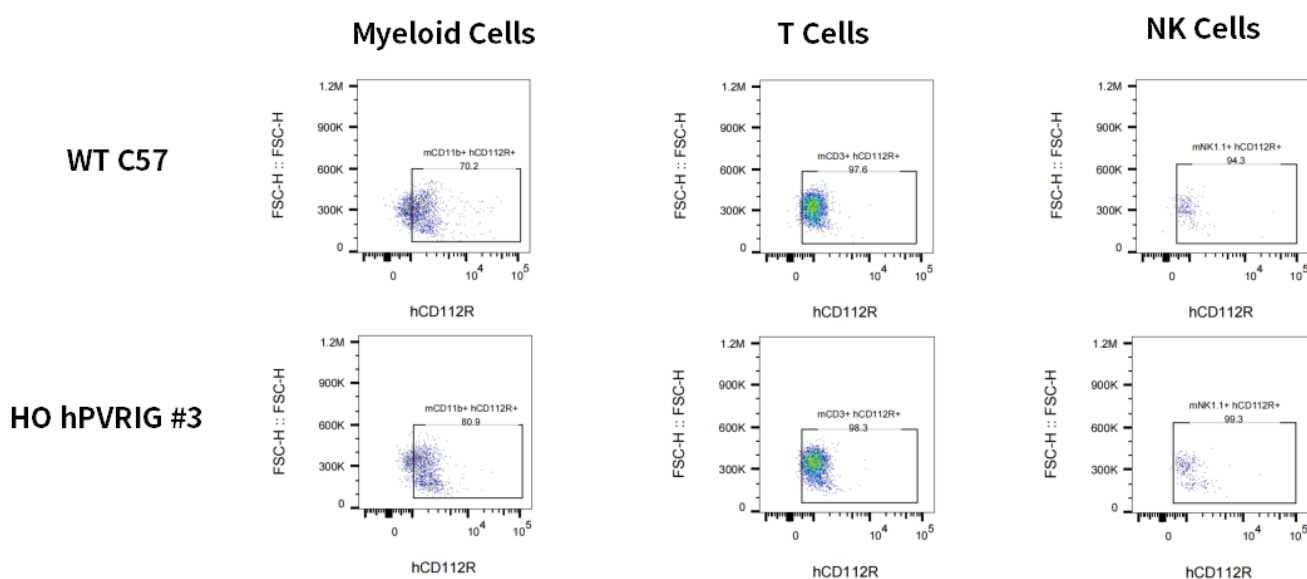


Fig4. Detection of hPVRIG expression in Blood in hPVRIG KI mice.

Note. The anti-human CD112R (PVRIG) Antibody cross-reacted with mPVRIG and humanized PVRIG.